



PD Serisi Pedallar

- Plastik veya alüminyum gövde
- Tek kademe
- Mekanik darbelere tam dayanım
- Ergonomik kullanım kolaylığı sağlayan iki farklı boyut
- Montaj kolaylığı

Teknik Bilgiler

Mekanik Ömür	: 1.000.000 açma-kapama min.
Elektriksel Ömür	: 100.000 açma-kapama min.
Çalışma Sıcaklığı	: min./maks. °C -5/+60
Koruma Sınıfı	: IP20
Çalışma Sıklığı	: Yüksüz 3000 açma-kapama/saat Yükte 1200 açma-kapama/saat
Anma İşletme Gerilimi Ue	: 250 V AC
Anma İşletme Akımı Ie	: 4 A
Standart	:

Siviç : TS EN 61058-1 (PDM1)



Kontakt Blok : TS EN 60947-5-1 (PDA/PD)



PD Series Foot Switches

- Plastic or aluminium body
- Single level
- Maximum strength to mechanical pulses
- Ergonomic usage facility with 2 different sizes
- Assembly facility

Technical Information

Mechanical Life	: 1.000.000 operations min.
Electrical Life	: 100.000 operations min.
Operating Temperature	: min./max. °C -5/+60
Protection Degree	: IP20
Operating Frequency	: Without load 3000 operations/hour At full load 1200 operations/hour
Rated Operating Voltage Ue	: 250 V AC
Rated Operating Current Ie	: 4 A
Standard	:

Switch : TS EN 61058-1 (PDM1)



Contact Block : TS EN 60947-5-1 (PDA/PD)



Kumanda Kutuları ve Pedallar Control Boxes and Foot Switches



Sipariş Kodu Order Code	Kontakt Tipi Contact Type	Malzeme Material
PDA1	1NA/1NO	Alüminyum-Plastik/Aluminium-Plastic
PDA2	2NA/2NO	Alüminyum-Plastik/Aluminium-Plastic



PDA2

Sipariş Kodu Order Code	Kontakt Tipi Contact Type	Malzeme Material
PDM1	1DK/1CO	Plastik/Plastic
PDM1-1	1DK/1CO	Plastik/Plastic



PDM1-1

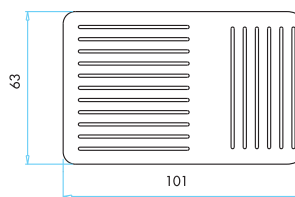
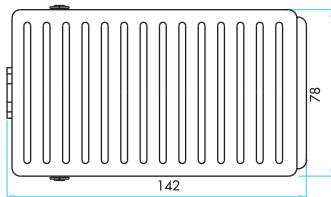
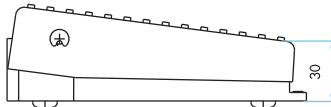
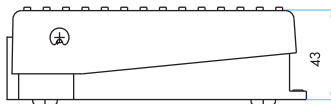
Sipariş Kodu Order Code	Kontakt Tipi Contact Type	Malzeme Material
PD1	1NA/1NO	Plastik/Plastic
PD2	2NA/2NO	Plastik/Plastic



PD1

DK/CO = Değişebilen Kontakt / Changeable Contact
NA/NO = Normalde Açık / Normally Open
NK/NC = Normalde Kapalı / Normally Closed

Boyutlar (mm) / Dimensions (mm)



**PD1/PD2
PDA1/PDA2**

PDM1